


Pet Empathy & Appreciation Workshop

Serena Gandhi |  girl scouts
of northern california

girl scouts
of northern california



THE EMPATHY ARK




Nurturing Love for Pets

Through a series of fun activities, young readers will explore the world of pets, from dogs and cats to hamsters and fish, as they discover ways to care for and improve the lives of these beloved animal companions. With coloring pages, word games, and heartwarming stories of real-life pet heroes, this book not only entertains but also instills empathy and kindness in young hearts.

By Serena

Welcome!

Caring for Your Pet - Part 2: Exercise, Medical Care,
and Safety





04.

Exercise and Play

The benefits of regular physical activity:


Highlight how consistent exercise contributes to physical health, mental alertness, and overall happiness of pets





Importance of Exercise

- **Keep Pets Healthy:** Just like you, pets need to move and play to stay healthy. Running and playing help pets not get too chubby and keeps their hearts strong!
- **Keep Pets Smart and Happy:** When pets play games like fetch or run around, it helps them think better and stops them from getting bored or naughty.
- **Pets Feel Better with Exercise:** Moving around helps pets feel less scared or worried, and they behave better too. It makes them super happy pets!
- **Making Friends:** Just like you enjoy playing with friends, pets love to meet and play with other pets or people. It helps them learn to be friendly and have fun together!
- **Fun Activities:** Some cool things to do with your pet could be walking, running, playing fetch, learning new tricks, or having playdates with other pets.





05.

Medical Care

Importance of routine veterinary visits for preventative care, vaccinations, and health monitoring to ensure pets remain healthy and thrive.





Take your Pet to the Vet!

- **Routine Check-Ups:** Vets check overall health, address concerns, and provide well-being guidance.
- **Vaccinations:** Protect pets from diseases with tailored vaccination schedules.
- **Parasite Prevention:** Prevent fleas, ticks, and worms with regular treatments.
- **Dental Health:** Regular check-ups and cleanings prevent dental issues.
- **Nutrition & Weight Management:** Vets guide on diet and maintain healthy weight.





06.

Safety and Supervision




How to Meet a Dog: WAIT

Watch




- Is the dog on a leash?
- Does the dog have a friendly body language?

Ask



- Ask your responsible adult.
- Ask the dog's guardian.

Invite



- Invite the dog to approach you by patting your leg.
- Let the dog choose to come to you

Touch



- Stand to the side of the dog.
- Pet gently on the dog's side or back.



DOG BITE PREVENTION TIPS

For Parents, Kids, and Dog Owners

TEACH YOUR KIDS

- Dogs don't like hugs and kisses. Instead, scratch the dog on the chest or the side of the neck.
- Stand Still "Be A Tree" if a strange dog approaches
- Never Tease a dog



PARENTS CAN DO

- Supervise your kids
- Train the dog to enjoy presence and actions of children using positive experiences



DOG OWNERS CAN DO

- Spay or Neuter your dog
- Condition your dog for the world by giving positive experiences
- Supervise your dog



RABIES

- If a dog has rabies and bites you it can give you the disease.
- If you get bitten, wash your wound immediately and thoroughly, and get medical help - it could save your life.



COMPASSION FOR STRAY PETS: A Community Responsibility



STRAY PETS

There are three sources of stray pets

- Lost pets
- Abandoned pets
- Pets born to strays

They are often found in streets

PROBLEMS

Stray pets are a man-made problem. They can:

- Spread diseases, including rabies, leishmaniasis, toxocarasis, and giardiasis
- Bite and cause injury to humans and other pets
- Leave their feces in yards or near water sources
- Cause economic burdens, such as costs associated with management and rabies vaccination
- Create issues pertaining to waste, sanitation, and street nuisance



SOLUTION

There is only one solution: RESPONSIBLE PET OWNERSHIP. Owners have a duty to provide sufficient and appropriate care for their pets, microchip and ideally neuter, or prevent from uncontrollable breeding.


WHAT IF YOU FIND A STRAY

- Never assume that stray pets don't have a home
- Have the animal scanned for a microchip in an effort to locate its owner
- File a report with your local shelter or call an animal control officer especially if the animal is not friendly.
- Never chase or corner a scared pet.



See a Stray, Stay Away!

What if a loose dog you don't know rushes up to you? How do you stay safe?
Don't run. Dogs love to chase!
Don't stare at the dog. This can make the dog feel threatened.



Have a bike or backpack?
You can put it between you and the dog.



Knocked down by the dog? Roll into a rock with your face down. Cover your neck and ears with your arms and hands.

Stand still like a tree with your hands clasped in front of you



Eating something?
Carrying a bag?
Toss it away from you. That will distract the dog and give you time to walk away slowly.


When the dog gets bored and goes away, go find help. Remember, don't run!

Tip

It can calm your own dog if you stand like a tree when they're getting excited!

Missing Pets

- Immediately search the neighborhood and inform neighbors.
- Contact local animal shelters and veterinary offices.
- Use social media and community boards to spread the word.
- Make and distribute missing pet posters with a clear photo and contact information.



Complete

- Take your dog on a walk to the park.
 - Pet Care Quest ACTIVITY.
 - Caring for your pets.
 - I Can Stay Safe with Dogs.
 - Missing pet poster creation.
- Help the dog get to the shelter!
 - "Tails" from an animal shelter.
 - Dog Safety Pledge.



The background features several decorative elements: a cluster of seven red dots in the top left; a light blue abstract shape at the top center; a yellow abstract shape at the top right; a red target symbol on the right side; a cluster of yellow dots in the bottom right; a green leaf-like shape at the bottom right; and large, soft-edged abstract shapes in yellow, light blue, and light pink on the left and bottom edges.

**See you in
the next
workshop!**