


# Pet Empathy & Appreciation Workshop

Serena Gandhi |  girl scouts  
of northern california

girl scouts  
of northern california



## THE EMPATHY ARK




### Nurturing Love for Pets

Through a series of fun activities, young readers will explore the world of pets, from dogs and cats to hamsters and fish, as they discover ways to care for and improve the lives of these beloved animal companions. With coloring pages, word games, and heartwarming stories of real-life pet heroes, this book not only entertains but also instills empathy and kindness in young hearts.

By Serena

# Welcome!

Caring for Your Pet - Part 1: Daily Care, Grooming,  
and Training





# 01.

## Daily Care

Pets need good food, clean water, a safe place to sleep, regular exercise, and visits to the vet to stay healthy.





# Yummy vs. Yucky

Learn which foods are good (yummy) and bad (yucky) for pets like dogs and cats.

## HEALTHY VS. HARMFUL FOOD | DOGS

Healthy food



Lean Meats (Cooked)



Fish (cooked, boneless, unseasoned)



Vegetables (Carrots, peas, etc.)



Dairy (plain yogurt, small cheese amounts)



Fruits (apples, bananas, etc. in moderation)



Grains (cooked rice, oatmeal)

Harmful food



Chocolates



Grapes and Raisins



Onions and Garlic



Xylitol (found in gum and some baked goods)



Avocado



Cooked Bones

## HEALTHY VS. HARMFUL FOOD | CATS

Healthy food



Lean Meats (Cooked)



Occasional cooked fish



Cat safe vegetables



Small amounts of catnip as a treat

Harmful food



Chocolates



Caffeine (coffee, tea, sodas)



Onions and Garlic



Alcohol

## WHICH FOODS CAN A DOG/CAT EAT?

DOG



Safe  
 Unsafe



Safe  
 Unsafe



Safe  
 Unsafe



Safe  
 Unsafe



Safe  
 Unsafe



Safe  
 Unsafe



Safe  
 Unsafe

CAT



Safe  
 Unsafe



Safe  
 Unsafe



Safe  
 Unsafe



Safe  
 Unsafe



Safe  
 Unsafe




Safe  
 Unsafe




Safe  
 Unsafe



# Feeding Multiple Pets



- **Establish a Feeding Schedule:** Set specific feeding times and use separate rooms if needed.
- **Use Separate Food Bowls:** Label bowls or use different colors for easy identification.
- **Understand Dietary Needs:** Know each pet's dietary requirements and consult a vet.
- **Supervise Mealtime:** Prevent competition and use feeding puzzles for slower eating.
- **Feed in Separate Areas:** Prevent conflicts by feeding in different rooms if necessary.
- **Control Access to Food:** Use pet gates or automatic feeders to manage portions.
- **Rotate Feeding Locations:** Reduce territorial behavior by changing feeding spots.
- **Monitor Their Weight:** Adjust portions as needed and consult your vet regularly.
- **Avoid Human Food:** Stick to pet food to meet their nutritional needs.
- **Stay Consistent:** Maintain a regular feeding routine and portion sizes.
- **Consider Separate Treats:** Give each pet their own treat to prevent jealousy.
- **Provide Fresh Water:** Ensure fresh, clean water is always available.





# 02.

## Grooming/Hygiene

Pets need good food, clean water, a safe place to sleep, fun exercise, and visits to the vet to stay healthy.





# Pet's can have hygiene issues too!

Hygiene Issue	Impact on Pets	Impact on Owners
1. Fleas and Ticks	Skin irritation, disease	Increased vet bills, discomfort
2. Dental Problems	Tooth decay, pain	Bad breath, costly dental care
3. Ear Infections	Pain, hearing loss	Vet visits, medication costs
4. Skin Infections	Itching, hair loss	Vet bills, time and effort
5. Urinary Tract Infections	Frequent urination, pain	Vet visits, increased expenses
6. Parasitic Worms	Digestive issues, anemia	Deworming costs, discomfort
7. Anal Gland Issues	Scotching, infections	Vet visits, grooming expenses
8. Dirty Coat	Matting, skin irritations	Grooming expenses, odor

## HYGIENE ISSUE - DOCTORS REPORT



### Symptoms:

Skin irritation, Scratching and Itching, Red or Irritated Skin, Hair Loss, Flea Dirt, Restlessness and Agitation, Allergic Reactions, Pale Gums, Visible Fleas, Flea Eggs, Excessive Grooming

### Appointment Information:

Vet (Write your name here) \_\_\_\_\_

Date \_\_\_\_\_

Appointment #4

### Patient Information:

Patient's Name: Brownie  
Species: Canine (Dog)  
Breed: Labrador Retriever  
Date of Birth or Age: 3 years old  
Sex: Male  
Color/Markings: Chocolate brown coat with a white patch on the chest


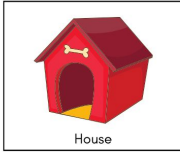


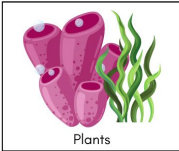
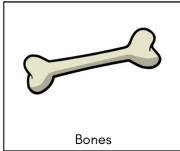
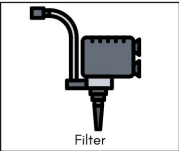
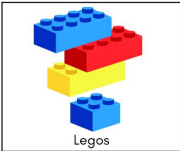


Based on the symptoms, Brownie has a hygiene issue known as...

# Keeping Pet Homes Clean

- Just like we feel better in a clean room, pets are happier and healthier when their spaces are clean too! Washing their beds, cleaning their cages, and tidying up their play areas helps stop germs and yucky smells.
- Pets love to explore! To keep them safe, make sure there are no small things they can swallow or dangerous stuff like wires and chemicals around. Also, brushing their fur and giving them baths keeps them neat and tidy.
- Bugs like fleas and ticks don't like clean places. Vacuuming and washing your pet's bedding regularly helps keep these pests away. This way, your furry friends can play and sleep comfortably without itchy bugs bothering them.

THIS OR THAT

Which of the living environments is most suitable for a pet fish?

 Tank	OR	 House
 Chicken	OR	 Fish Food
 Plants	OR	 Bones
 Filter	OR	 Legos
 Bright Lights	OR	 Gravel





# 03. Training





# Training

- Training is critical for pet care, helping pets understand acceptable behaviors and ensuring their safety.
- Proper training strengthens the bond between you and your pet, enhancing their well-being.
- Start with basic commands like "sit," "stay," and "come" for dogs, using positive reinforcement such as treats and praise.
- For cats, focus on litter box use and scratching post training, reinforcing positive behavior with consistency.
- Consistency and patience are key to successful training for all pets.



# Complete

- Activity: Pet's Bed Creation
- Activity: Draw Your Pet's Dream House
  - Activity: Rabbit Habitat
- Activity: Hygiene Issue - Doctors Report
  - Activity: This or That Activity



The background features several decorative elements: a cluster of seven red dots in the top left; a light blue abstract shape at the top center; a yellow abstract shape at the top right; a red bullseye pattern on the right side; a cluster of yellow dots at the bottom right; a green leaf-like shape at the bottom right; and a large pink abstract shape at the bottom left.

**See you in  
the next  
workshop!**